

Provider Activity



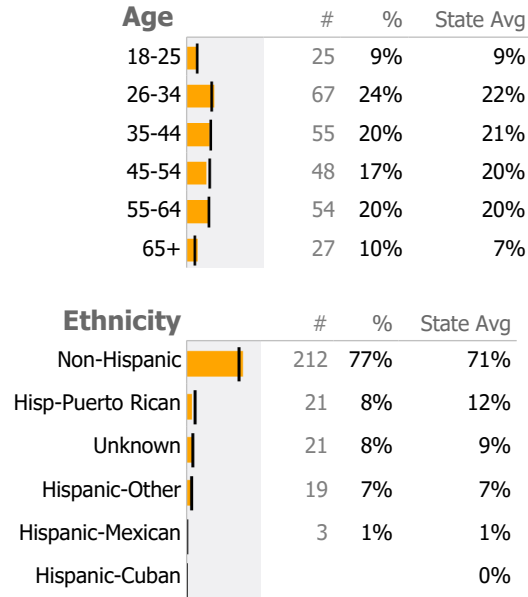
Monthly Trend	Measure	Actual	1 Yr Ago	Variance %
	Unique Clients	276	274	1%
	Admits	54	55	-2%
	Discharges	62	61	2%
	Service Hours	-	-	-
	Bed Days	20,407	19,459	5%

▲ > 10% Over 1 Yr Ago ▼ > 10% Under 1Yr Ago

Clients by Level of Care

Program Type	Level of Care Type	#	%
Forensic MH	Inpatient Services	276	100.0%

Client Demographics



Unique Clients | State Avg ▲ > 10% Over State Avg ▼ > 10% Under State Avg

Survey Data Not Available

Program Activity

Measure	Actual	1 Yr Ago	Variance %
Unique Clients	167	159	5%
Admits	51	55	-7%
Discharges	58	58	0%
Bed Days	10,612	8,967	18% ▲

Data Submission Quality

Data Entry	Actual	State Avg
Valid NOMS Data	90%	89%
On-Time Periodic		
6 Month Updates	2%	1%
Co-occurring		
MH Screen Complete	N/A	N/A
SA Screen Complete	N/A	N/A
Diagnosis		
Valid Axis I Diagnosis	98%	99%
Valid Axis V GAF Score	22%	14%

Discharge Outcomes

	Actual % vs Goal %	Actual	Actual %	Goal %	State Avg	Actual vs Goal
Treatment Completed Successfully		17	29%	95%	31%	-66% ▼
No Re-admit within 30 Days of Discharge		55	95%	85%	92%	10%
Follow-up within 30 Days of Discharge		10	59%	90%	58%	-31% ▼

Recovery

National Recovery Measures (NOMS)	Actual % vs Goal %	Actual	Actual %	Goal %	State Avg	Actual vs Goal
Improved/Maintained Axis V GAF Score		17	16%	95%	8%	-79% ▼

Bed Utilization

	12 Months Trend	Beds	Avg LOS	Turnover	Actual %	Goal %	State Avg	Actual vs Goal
Avg Utilization Rate		81	229 days	0.5	142%	90%	96%	52% ▲

Legend: ■ < 90% ■ 90-110% ■ > 110%

Data Submitted to DMHAS by Month

	Jul	Aug	Sep	% Months Submitted
Admissions				100%
Discharges				100%

Legend: ■ 1 or more Records Submitted to DMHAS

Legend: ▲ > 10% Over ▼ < 10% Under

Legend: ■ Actual Goal ✓ Goal Met ● Below Goal

* State Avg based on 3 Active Acute Psychiatric Programs

Program Activity

Measure	Actual	1 Yr Ago	Variance %
Unique Clients	78	80	-3%
Admits	3	-	
Discharges	2	2	0%
Bed Days	7,059	7,286	-3%

Data Submission Quality

Data Entry	Actual	State Avg
Valid NOMS Data	87%	89%
On-Time Periodic	Actual	State Avg
6 Month Updates	0%	1%
Co-occurring	Actual	State Avg
MH Screen Complete	N/A	N/A
SA Screen Complete	N/A	N/A
Diagnosis	Actual	State Avg
Valid Axis I Diagnosis	100%	99%
Valid Axis V GAF Score	1%	14%

Discharge Outcomes

	Actual % vs Goal %	Actual	Actual %	Goal %	State Avg	Actual vs Goal
Treatment Completed Successfully		0	0%	95%	31%	-95% ▼
No Re-admit within 30 Days of Discharge		1	50%	85%	92%	-35% ▼
Follow-up within 30 Days of Discharge		N/A	N/A	90%	58%	N/A

Recovery

National Recovery Measures (NOMS)	Actual % vs Goal %	Actual	Actual %	Goal %	State Avg	Actual vs Goal
Improved/Maintained Axis V GAF Score		0	0%	95%	8%	-95% ▼

Bed Utilization

	12 Months Trend	Beds	Avg LOS	Turnover	Actual %	Goal %	State Avg	Actual vs Goal
Avg Utilization Rate		117	499 days	1.5	66%	90%	96%	-24% ▼

■ < 90%
 ■ 90-110%
 ■ > 110%

Data Submitted to DMHAS by Month

	Jul	Aug	Sep	% Months Submitted
Admissions				67%
Discharges				67%

1 or more Records Submitted to DMHAS

▲ > 10% Over
 ▼ < 10% Under

■ Actual
 | Goal
 ✓ Goal Met
 ● Below Goal

* State Avg based on 3 Active Acute Psychiatric Programs

Program Activity

Measure	Actual	1 Yr Ago	Variance %
Unique Clients	31	35	-11% ▼
Admits	-	-	
Discharges	2	1	100% ▲
Bed Days	2,736	3,206	-15% ▼

Data Submission Quality

Data Entry	Actual	State Avg
Valid NOMS Data	80%	89%
On-Time Periodic	Actual	State Avg
6 Month Updates	0%	1%
Co-occurring	Actual	State Avg
MH Screen Complete	N/A	N/A
SA Screen Complete	N/A	N/A
Diagnosis	Actual	State Avg
Valid Axis I Diagnosis	100%	99%
Valid Axis V GAF Score	0%	14%

Discharge Outcomes

	Actual % vs Goal %	Actual	Actual %	Goal %	State Avg	Actual vs Goal	
✓ Treatment Completed Successfully		2	100%	95%	31%	5%	
● No Re-admit within 30 Days of Discharge		1	50%	85%	92%	-35% ▼	
● Follow-up within 30 Days of Discharge		1	50%	90%	58%	-40% ▼	
National Recovery Measures (NOMS)		Actual % vs Goal %	Actual	Actual %	Goal %	State Avg	Actual vs Goal
● Improved/Maintained Axis V GAF Score		0	0%	95%	8%	-95% ▼	

Recovery

Bed Utilization

	12 Months Trend	Beds	Avg LOS	Turnover	Actual %	Goal %	State Avg	Actual vs Goal
● Avg Utilization Rate		34	515 days	1.1	87%	90%	96%	-3%

■ < 90%
 ■ 90-110%
 ■ > 110%

Data Submitted to DMHAS by Month

	Jul	Aug	Sep	% Months Submitted
Admissions				0%
Discharges				67%

1 or more Records Submitted to DMHAS

▲ > 10% Over ▼ < 10% Under

■ Actual
 | Goal
 ✓ Goal Met
 ● Below Goal

* State Avg based on 3 Active Acute Psychiatric Programs